



# Final Instructions Wern Ddu, Corwen

Thank you for your entry for The Northern Challenge our two day event held at Wern Ddu, (near Gwyddwelwern), Corwen North Wales. The OS Grid Reference for the site is SJ 066 479. Directions to the site are detailed as follows depending on your geographical location:-

## **Directions to Gwyddelwern.**

### **From Wrexham:**

From the A483, take Junction 3 (A525) towards Rhuthin.

At the traffic lights turn left onto A5104 for ¼ mile ish

At the roundabout take 2<sup>nd</sup> exit to Corwen (still on A5104)

Just before Corwen turn right onto A494 to Rhuthin.

Turn right again after 100 yards still on A494

You will travel through the village of Gwyddelwern (Gwid-ell-wern for you English scoundrels!!)

After the village (approx 1 mile), take the left turn onto a farm drive (Wern Du) just before the layby on the left.

### **From Shrewsbury / Welshpool:**

Follow the A5 through Oswestry and then up the long hill to Chirk (McDonalds on right)

Turn left at that roundabout (still A5)

Down the hill to next roundabout (approx ¾ mile).

Take 2<sup>nd</sup> exit to Llangollen A5 (for 4-5 miles)

Straight through Llangollen traffic lights on the A5 to Corwen (approx 8 miles).

Through Corwen, over the river to the traffic lights.

Turn right at the lights signposted Wrexham / Rhuthin A494

Bear left after approx 1 mile signposted Rhuthin (A494)

You will travel through the village of Gwyddelwern (Gwid-ell-wern for you English scoundrels!!)

After the village (approx 1 mile), take the left turn onto a farm drive (Wern Du) just before the layby on the left.

### **From Manchester:**

M56 to Chester –

Left onto the M53 which then turns into the A55. Follow this for North Wales

Leave the A55 for the A494. Follow this through Mold, then Rhuthin, then towards Corwen.



Once you see the wood yard on the right, there will be a big lay-by / pull in.

Turn immediately right after this pull in.

**Follow the arrows along the track to the car park\Camping area. This is will be on hard quarry waste type stuff, hard ground pegs will be required to pitch tents. Those of you that prefer to camp on some grass this is available but it is a distance away from the main parking area. We recommend pitching in the car park if possible. Camping will be available from Friday PM. Please make sure that you bring all your food and water with you as we have been unable secure any on site catering.**

**For the duration of the event there is a 5MPH speed limit for the whole weekend**

**Should you need to deploy a winch rope across an access track please make sure you display your red triangle to warn other users and get your winch person to watch for other traffic and users for the duration of the operation**

- Scrutineering will take place in the designated area and will start on Saturday 08:00 till 09:00
- Signing on will take place next to the Scrutineering area 08:00 till 09:20 on Saturday
- The driver's briefing will take place next to the Scrutineering area at 09:30 Saturday and Sunday both driver and co-driver must attend, Please take your vehicle with you to driver briefing and line up facing the start line The Saturday competition will start at 10:00 and end at 18:00 and Sundays competition will start at 09:00 till 15:00 **(The event may start early if everyone is ready)**
- At signing on you will be issued with a event pack please have a look through it prior to the start of the event. You will be issued with two wrist bands that must be worn for the duration of the event. Drivers on the right wrist and winch persons on the left wrist.
- **In order to keep drivers briefing as minimal as possible you will be issued with a set of driver briefing notes in your event pack. Please make sure you have read them prior to the start of the event.**
- Each day you will be issued with 2 sets of punch cards one on the left and one on the right. On Saturday you will be doing punches 1-40 on both cards. Sunday you will be doing 41-80 on both cards.
- Each day there will be two special stages that are worth extra points open at the following times:- Saturday SS 1 10:00 till 13:00 and SS2 14:00 till 18:00  
Sunday SS1 09:00 till 11:30 and SS2 12:00 till 14:30
- To start the event you will be required to pass over the start line. Do not leave the start queue and head out on the site without crossing the start line. The start line will display the following symbol.
-  Prior to starting the event please check both your cards have the correct competition number and the drivers name on the back. Where possible please try to make the effort to keep your cards inside the vehicle to keep them as clean as possible. This will help with inputting the results at the end of the end. Please make sure that you punch your cards clearly and in the right box.
- When the finish time is up or you finish the event you will be required to pass over the finish line, booking in early is acceptable but booking in late will be subject to penalties. The finish line will display the following symbol.
-  You will be issued with a site map prior to the start of the event. The punches will be marked on the map as a guide. It will also show tracks that are closed to vehicle access during the event. The punches will be marked with fluorescent orange squares detailing there number.

- Some punch sections will be defined with red & white tape . Neither vehicle or winch rope is allowed outside the defined punch section. In order to comply with P 23.1.11
- Please report all retirements to The Clerk Of Course.
- The awarding of the trophies will be as per the event SR's subject to numbers in class.
- If you have any further information please contact Matt Thompson on 07973 849466 or email [mt@badlrc.co.uk](mailto:mt@badlrc.co.uk) and I will be happy to help.

On Behalf of the organizing team and Buxton & District Land Rover Club we would like to thank you all for your support on this event and we look forward to seeing you on the other rounds.

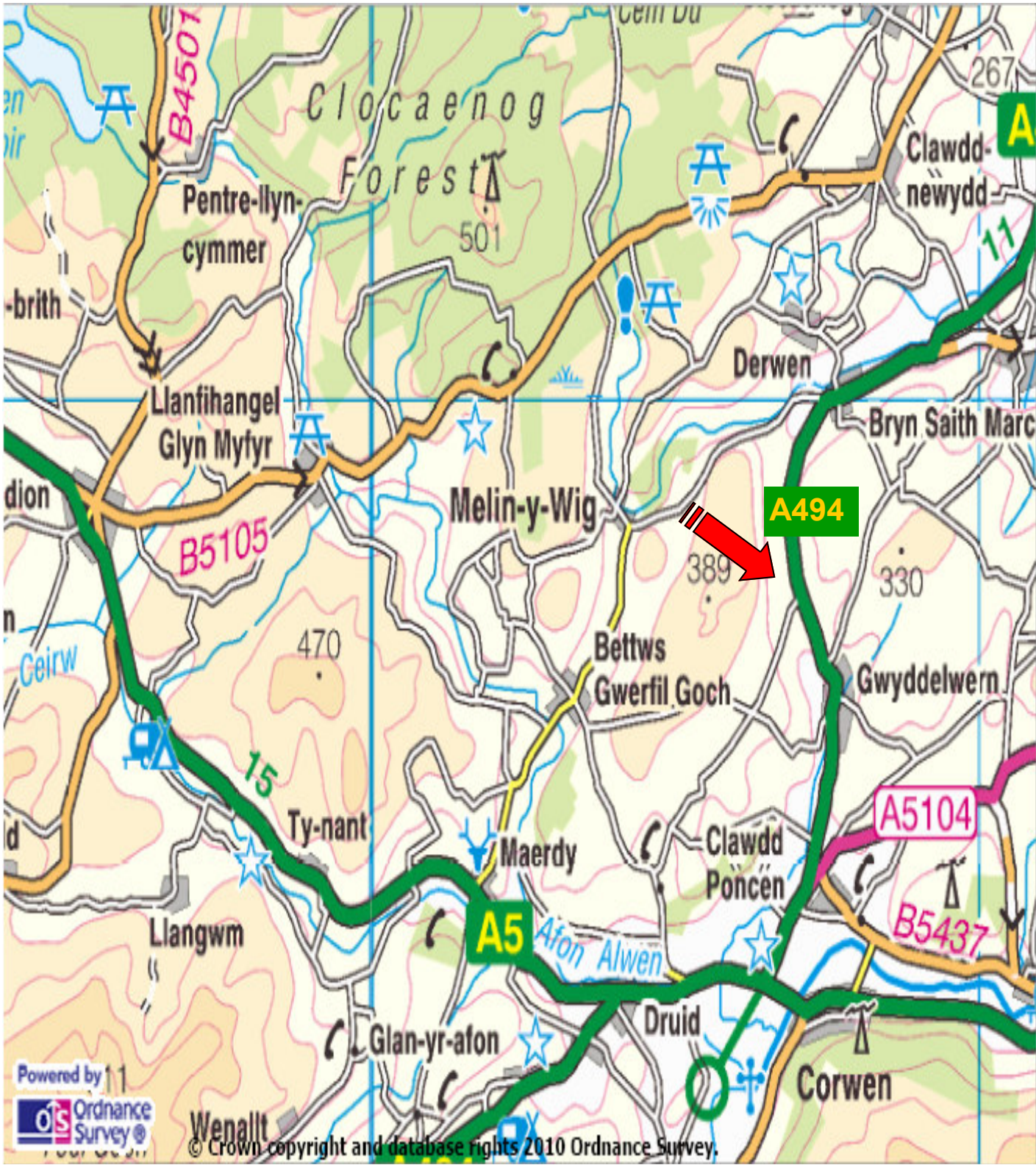
***PLEASE DO NOT FORGET YOUR COMPETITION LICENCE!!!***

I look forward to seeing you all for two days at Wern Ddu.

Regards

A handwritten signature in black ink that reads "M. Thompson". The signature is written in a cursive style with a long, sweeping underline.

Matt Thompson  
Clerk Of The Course  
The Northern Challenge  
[www.northernchallenge.co.uk](http://www.northernchallenge.co.uk)



Map reproduced by permission of Ordnance Survey, on behalf of The Controller of Her Majesty's Stationary Office Crown Copyright. All rights reserved. Licence Number TBC